

A GLOBAL CELEBRATION *of* DERMATOLOGY
VANCOUVER, CANADA | June 8-13, 2015

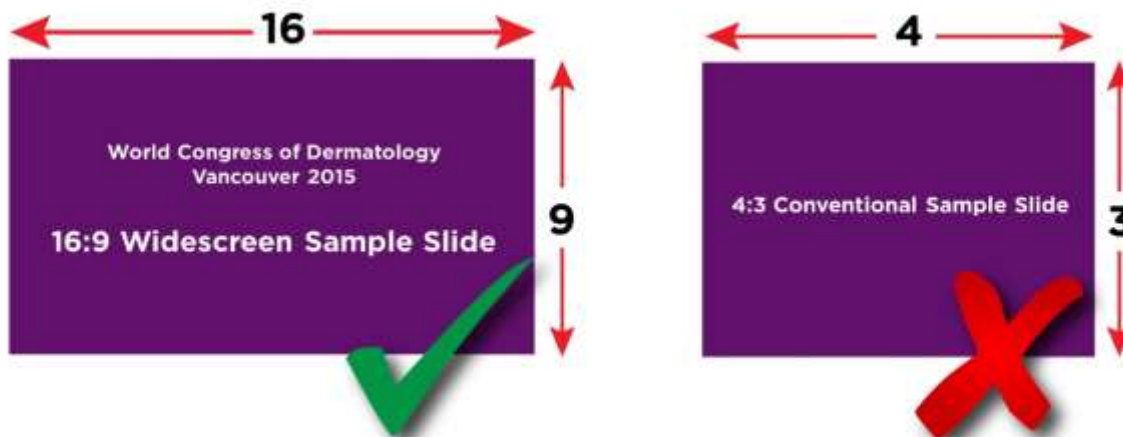
www.derm2015.org

INVITED SPEAKER PRESENTATION GUIDELINES

A goal of this Congress is to engage all attendees in meaningful dialogue. In order for this model to succeed, it is vitally important that all presenters stay on time and leave time for audience questions as outlined. Presenters should rehearse their presentations in advance to make sure they are under the allotment of time. It is mandatory that you keep to your scheduled time, and the session Chairs will ask you to stop once you have reached your official time allocation.

As there can sometimes be revisions to the program, upon receiving the Congress Guide while onsite at the congress, please ensure you confirm your session room assignment, date and time.

NEW for the World Congress of Dermatology for 2015:
All Presentations should be set in 16:9 HD wide-screen format (High-Definition)
Please see details below.



AUDIO VISUAL SUPPORT

An Audio Visual Technician (AV Tech) will visit all session rooms at the beginning of each session to ensure the equipment and presentations are loaded and ready to go. For the Invited Plenary Sessions, a designated AV Tech will be in the Plenary room. Each room will be equipped with an LCD projector, computer, laser pointer and microphone.

Presentations will have been loaded on to the session room computer in advance of the session start. Speakers will select their presentation from the computer at the podium to begin the presentation. Presenters must include a Conflict of Interest Disclosure Slide as their first slide.

Speaker Timing Device

All sessions will have a Speaker Timing Device to be set by the Chairs/Co-Chairs of the session.

We strongly recommend that your final slide contain your key points/messages/conclusions in case you run out of time and you need to advance your presentation to the final slide, in order to keep the presentation on time.

Presenters should rehearse their presentations in advance to make sure they are under the allotted time and leave sufficient time for questions.

PRESENTATION PREPARATION GUIDELINES

Presentations can be submitted in advance of the congress through the online Presentation Submission System (strongly recommended) or by going to the Speaker Ready Room onsite. Changes to your presentation are permitted in the Speaker Ready Room onsite provided it is received prior to the deadline indicated under “Speaker Ready Room”. Technicians will be available if assistance is required. Please provide ample time if you require assistance.

A step by setup guide of the online submission system follows this overview.

Slides: PowerPoint files only *Note: Prezi is not a supported presentation format and will NOT be accepted.*

Aspect Ratio: **16:9 (HD widescreen)** *Note: this is the new standard format now. It is a wider format than previously used conventional format of 4:3. In PowerPoint please choose Page Setup and then Slides sized for: “On-screen Show 16:9” A sample powerpoint can be downloaded from the [Congress website](#).*

Video Files: preferred format is WMV, AVI or MPEG 4

- Presentation computers will be provided at the podium for speakers to advance their own slides
- Speaker notes using “Presenter View Mode” can NOT be displayed during the session, local monitors will display only the slides being projected onto session room screens. Please bring a paper copy of your notes for your presentation, if required
- Please note, only PC Window’s-based computers will be used during the congress, therefore if your presentation is created using a Mac it must be converted to a PC PowerPoint file before uploading/submitted. Please make sure that any Mac-specific fonts or symbols are converted to PC Windows-compatible fonts and symbols.



- If your presentation includes video or audio files, please ensure they are included within the folder you are submitting. Please also bring a copy on a USB stick with you onsite

Essential Information to include in your Presentation

- Title of the presentation
- Names and affiliations of all authors
- Introduction and Learning Objective (s)
- Results including Conclusions/Key Messages
- Declaration of Conflict of Interest for all authors; if there are no relevant conflicts, this must be included on the PowerPoint
- Contact details (optional), so that interested delegates may contact you
- Data must be given in units that are generally accepted in scientific publications (international metric system is preferred)

Items Prohibited in Presentations

- **Not permitted:** it is **NOT** permitted to include the official logos of WCD 2015 or ILDS in your presentation
- **Not permitted:** it is **NOT** permitted to include an industry logo in your presentation (ie. commercial company logo). The name of the company should be included where relevant. Marketing / branding of products or services is prohibited.
- **Note:** Drugs, devices, products, and services should be identified by generic name only, with the single exception that the trade or commercial name can be used ONCE in the presentation, but only after the generic name has been stated.
- **If a presentation is found to contain advertising or promotional material, it will be removed from the program by the WCD Organizing Committee.**

Speaker Ready Room

The Speaker Ready Room is located in West 111-112 of the Vancouver Convention Centre, West Building. It is open to assist you at the following times. **Please ensure you provide the final version of your presentation a minimum of eight (8) hours prior to your scheduled presentation date.**

Sunday, June 7	09:00-17:00	Thursday, June 11	06:30-18:00
Monday, June 8	07:00-18:00	Friday, June 12	06:30-18:00
Tuesday, June 9	06:30-18:00	Saturday, June 13	06:30-16:00
Wednesday, June 10	06:30-18:00		

The Speaker Ready Room is proudly sponsored by



PRESENTATION SUBMISSION INSTRUCTIONS

It is highly recommended that presenters use the online submission system available to upload PowerPoint presentations in advance of the Congress. Using this system makes it quick and easy to submit your presentation prior to the congress. **The online submission system will be available 24 hours a day from April 1st until June 6th, 2015.** As of June 7th, presentations can only be submitted directly at the Speaker Ready Room onsite. **See detail below for hours of operation and required submission deadlines.**

Step 1: To submit your presentation online, please follow these instructions:

1. Navigate to <http://wcd2015.fmav.ca/presentations> and login using the credentials listed below. Once you are logged into the submission site, you will be prompted to change your password. Simply follow the instructions on the screen. This includes easy steps to registering, uploading, and reviewing your submitted presentation content. If you are submitting multiple presentations please ensure the correct presentation is loaded into the correct presentation heading listed.

WCD 2015 Presentation Submission Site and Credentials

URL: <http://wcd2015.fmav.ca/presentations>

Username: Presenting Author email address

Password: firstname (of Presenting Author)

EXAMPLE

If Presenting Author name is John Smith, and email address is john.smith@gmail.com, the login will be:

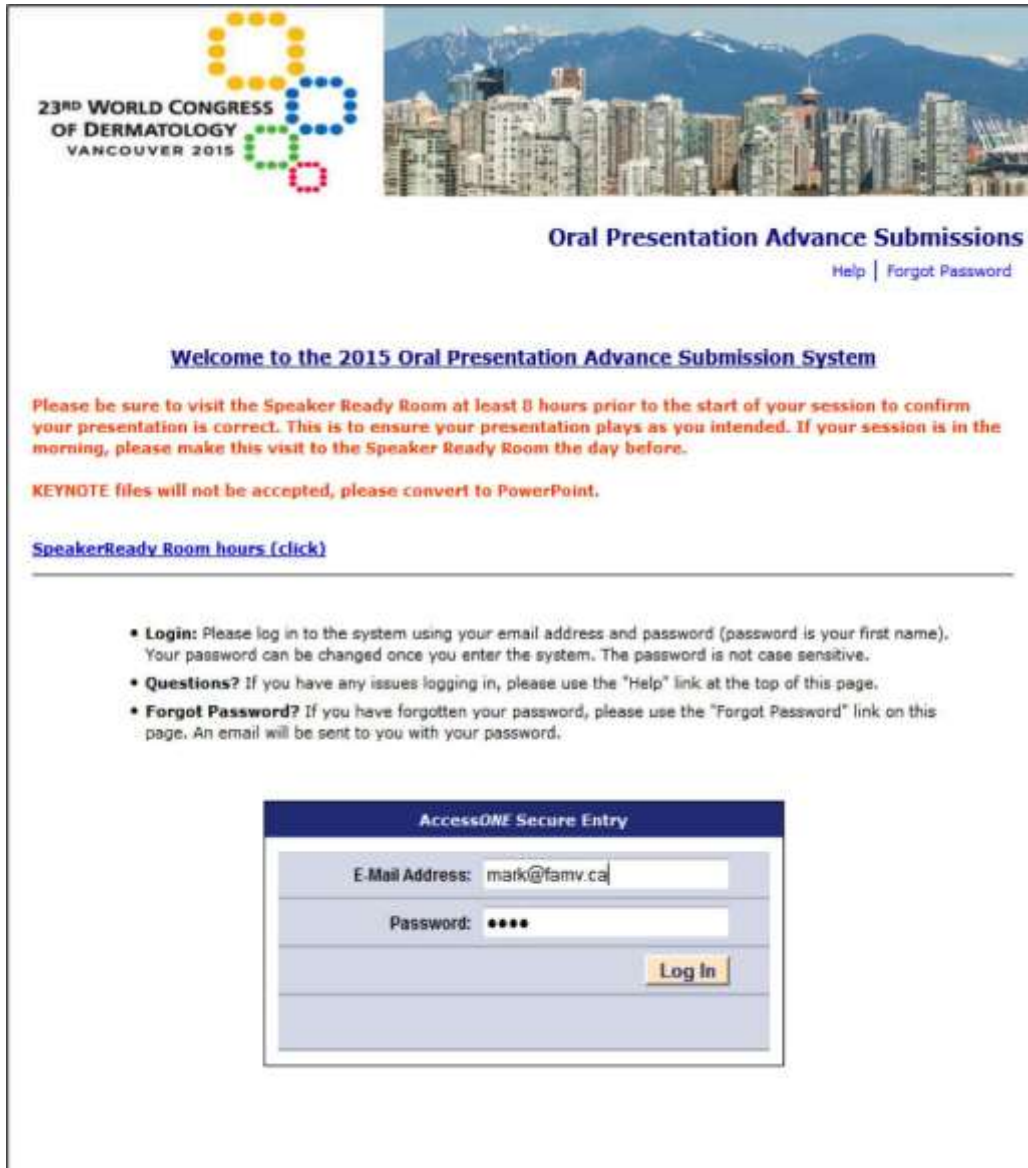
Username: john.smith@gmail.com

Password: john

2. To secure your presentation, you will be prompted to change your password. Please change your password after you have logged in the first time. You are the only person who can view your presentations submitted online with the exception of the presentation management team of the congress. Your presentation(s) are protected with encryption to ensure your intellectual property is secure. If you do not change your password (from your firstname), we are not responsible for any unwanted access to your presentation
3. If you experience any difficulty uploading your presentation, please contact wcd2015@fmav.ca for assistance and support. Please include the Presenting Author details, session name and a brief description of the problem experienced to help with any issues



4. The presentation submission site at <http://wcd2015.famv.ca/presentations> will also provide a list of file formats and extensions that are acceptable for upload. The list is extensive and covers all of the commonly used file types for presentations
5. See below for step-by-step screen shots of the presentation submission site:



The screenshot shows the 'Oral Presentation Advance Submissions' page for the 23rd World Congress of Dermatology Vancouver 2015. The page features a header with the event logo and a cityscape image. Below the header, there is a navigation bar with 'Help' and 'Forgot Password' links. The main content area includes a welcome message, a reminder to visit the Speaker Ready Room, and a note about KEYNOTE files. A link for 'SpeakerReady Room hours' is provided. A list of instructions for login, questions, and forgot password is included. At the bottom, there is a screenshot of the 'AccessONE Secure Entry' login form, which has fields for 'E-Mail Address' (containing 'mark@famv.ca') and 'Password' (masked with dots), and a 'Log In' button.

23RD WORLD CONGRESS OF DERMATOLOGY VANCOUVER 2015

Oral Presentation Advance Submissions

[Help](#) | [Forgot Password](#)

Welcome to the 2015 Oral Presentation Advance Submission System

Please be sure to visit the Speaker Ready Room at least 8 hours prior to the start of your session to confirm your presentation is correct. This is to ensure your presentation plays as you intended. If your session is in the morning, please make this visit to the Speaker Ready Room the day before.

KEYNOTE files will not be accepted, please convert to PowerPoint.

[SpeakerReady Room hours \(click\)](#)



- **Login:** Please log in to the system using your email address and password (password is your first name). Your password can be changed once you enter the system. The password is not case sensitive.
- **Questions?** If you have any issues logging in, please use the "Help" link at the top of this page.
- **Forgot Password?** If you have forgotten your password, please use the "Forgot Password" link on this page. An email will be sent to you with your password.

AccessONE Secure Entry

E-Mail Address:

Password:

Step 2: After logging in, users will see a list of talks to which they have been assigned. Presentations need to be submitted one at a time. To begin, click on “Upload this Presentation” at the far right of the line containing the information of the presentation to be uploaded.

Oral Presentation Advance Submissions

[Help](#) | [Change Password](#) | [Logout](#)

Welcome, Dr. Mark Rosenthal

Hello Dr. Rosenthal, you will need to assign and select your presentation information before uploading your PowerPoint file to the system. Please [click here](#) to see the full list of presentations for this meeting. Pop-ups must be enabled on your web browser for this system to work fully. ([Click here](#) to learn more about Popups.)


- **Add/remove presentations from your list:** If you find that you are missing a presentation from this list, then please [click here](#) to see the full list of presentations for the meeting. If you need to remove a presentation from this list, please click on "Remove this Selection" to the right of that presentation.
- **Add/remove PowerPoint files:** To upload a PowerPoint file to your assignment(s), please click on "Upload this Presentation" to the right of the presentation. If you would like to remove an uploaded file, then please click on "delete" located to the right of the file name.
- **To Complete:** Once you have completed all management of your assigned presentations, please click on the "Completed" button on the bottom of the page.

Name	Presentation Title	Session Title	Session Date	Uploaded Files	Options
Rosenthal, Mark	DERMOSCOPIC FINDINGS OF SQUAMOUS CELL CARCINOMA CORRELATES WITH THE HISTOPATHOLOGIC DIFFERENTIATION GRADE.	FC50 Dermoscopy - Skin Imaging	13-Jun-15	None	Remove this Selection Upload this Presentation

Completed



Step 3: Presenters will then advance to the form below:



Oral Presentation Advance Submissions

[Help](#) | [Change Password](#) | [Logout](#)

Upload Presentation for DERMOSCOPIC FINDINGS OF SQUAMOUS CELL CARCINOMA CORRELATES WITH THE HISTOPATHOLOGIC DIFFERENTIATION GRADE.

- **Upload your presentation:** Please use the 'Browse' button beside the 'Presentation File' box to navigate within YOUR computer to the location where your PowerPoint is saved. Only PowerPoint (.ppt, .pptx), Acrobat (.PDF), MS Word (.doc, .docx) are accepted.
- **Upload your video clip(s):** (Optional) Please use the 'Browse' button beside the 'Video Clip' box to navigate within YOUR computer to the location where your video clip is saved. This system accommodates up to 10 video clips. If you have more than 10 video clips to upload, please contact us using the Help link at the top of this page.
- **Complete?** Once you have finished uploading, you must click on the "Completed" button at the bottom of the page.
- **Cancel?** If you wish to cancel and return to the preview page, [click here](#). You can also click on "Cancel" at the bottom of the page.

Name of Presenter: **Mark Rosenthal**
Email Address: **mark@owpm.com**
Presentation Date: **13-Jun-15**
Session: **FC50 Dermoscopy - Skin Imaging**
Title: **DERMOSCOPIC FINDINGS OF SQUAMOUS CELL CARCINOMA CORRELATES WITH THE HISTOPATHOLOGIC DIFFERENTIATION GRADE.**
Room: **Main**

Presentation File** No file selected.

Do You Use Mac or PC?*

Do you use video clips?*

Additional Information



Step 4: Then, simply browse to the chosen file on their computer as shown below.

[Help](#) | [Change Password](#) | [Logout](#)

Upload Presentation for DERMOSCOPIC FINDINGS OF SQUAMOUS CELL CARCINOMA CORRELATES WITH THE HISTOPATHOLOGIC DIFFERENTIATION GRADE.

File Upload
X

Libraries > Documents >
Search Documents

Organize
New folder

Favorites

- Libraries
- Documents
- Music
- Pictures
- Videos

Computer

- OSDisk (C:)
- Recovery (E:)
- OW_500 (F:)
- OW2TB (G:)

Documents library

Includes: 2 locations

Arrange by: Folder

Name	Date r
SY05 Rosenthal	05/28/
The Presenter 2	05/28/
Freelance Agencies	05/14/
IMG-20140430-00132	04/30/
IMG-20140430-00130	04/30/
IMG-20140430-00129	04/30/
IMG-20140430-00128	04/30/
OW Outgoing Mail Port 1	04/29/
OW Outgoing Mail Port 2	04/29/

File name: SY05 Rosenthal

All Files

Presentation File* No file selected.

Do You Use Mac or PC?* Mac

Do you use video clips?* No

Additional Information



Step 5: With the presentation file now selected, the user has two questions to ask in the drop down boxes, one about using PC or Mac and the other regarding video clips. If the answer to video clips is yes, the screen will include browse buttons to add those files. **Note:** this only needs to be used if the video clips are not physically embedded into PowerPoint.

Also included is a text box where the user can submit comments they feel may be pertinent.

[Help](#) | [Change Password](#) | [Logout](#)

Upload Presentation for DERMOSCOPIC FINDINGS OF SQUAMOUS CELL CARCINOMA CORRELATES WITH THE HISTOPATHOLOGIC DIFFERENTIATION GRADE.

- **Upload your presentation:** Please use the 'Browse' button beside the 'Presentation File' box to navigate within YOUR computer to the location where your PowerPoint is saved. Only PowerPoint (.ppt, .pptx), Acrobat (.PDF), MS Word (.doc, .docx) are accepted.
- **Upload your video clip(s):** (Optional) Please use the 'Browse' button beside the 'Video Clip' box to navigate within YOUR computer to the location where your video clip is saved. This system accommodates up to 10 video clips. If you have more than 10 video clips to upload, please contact us using the Help link at the top of this page.
- **Complete?** Once you have finished uploading, you must click on the "Completed" button at the bottom of the page.
- **Cancel?** If you wish to cancel and return to the preview page, [click here](#). You can also click on "Cancel" at the bottom of the page.

Name of Presenter: **Mark Rosenthal**
Email Address: **mark@owpm.com**
Presentation Date: **13-Jun-15**
Session: **FC50 Dermoscopy - Skin Imaging**
Title: **DERMOSCOPIC FINDINGS OF SQUAMOUS CELL CARCINOMA CORRELATES WITH THE HISTOPATHOLOGIC DIFFERENTIATION GRADE.**
Room: **Main**

Presentation File* SY05 Rosenthal.pptx

Do You Use Mac or PC?* ▼

Do you use video clips?* ▼

Additional Information

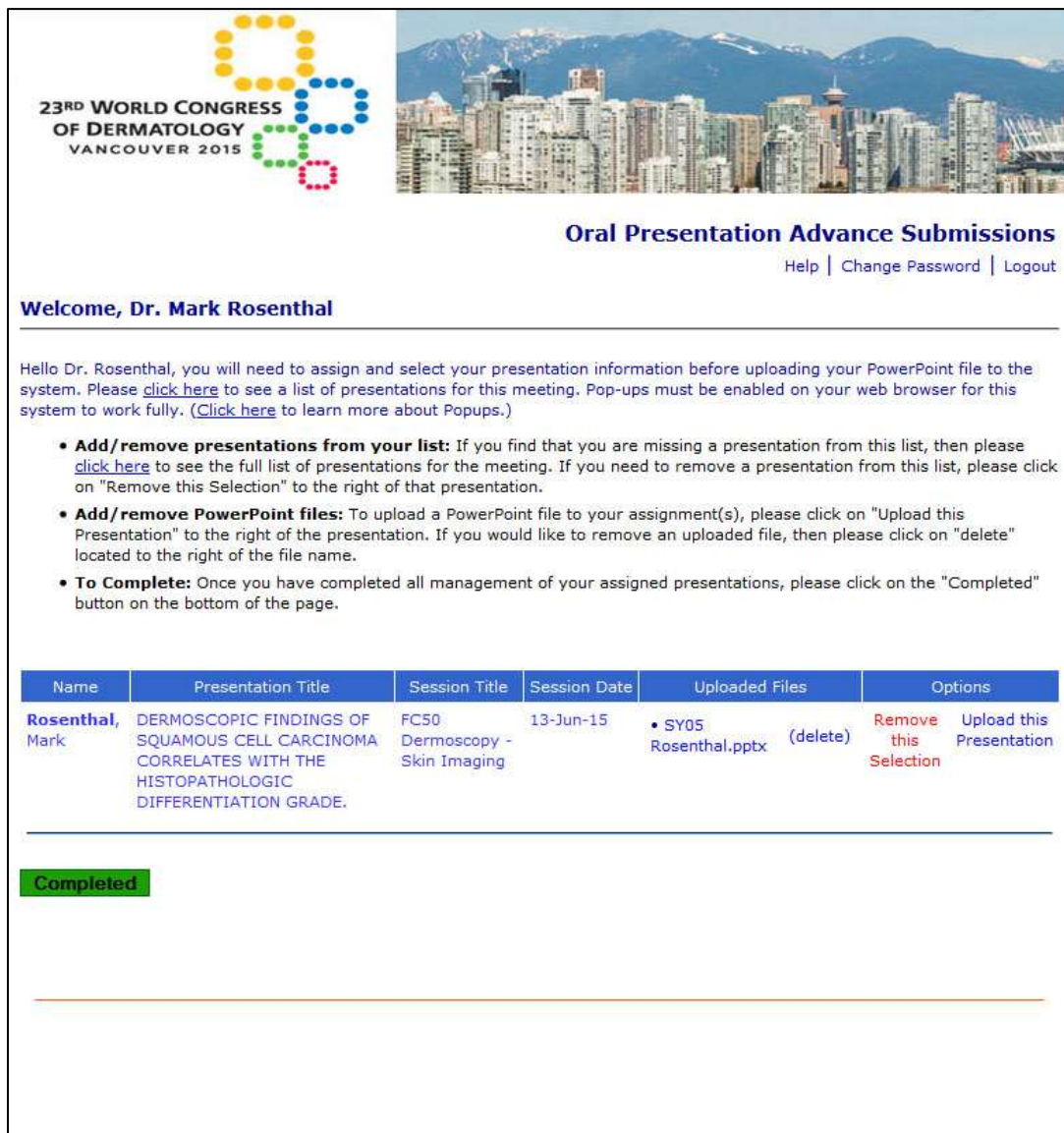


Step 6: The screen shot below shows how the presentation list displays once a presentation file has been submitted. If a user has another presentation to submit, simply click on “Upload this Presentation” at the far right of the line containing the information of the next presentation to be submitted.

If the submitter wishes to delete a file they can simple click on “(delete)” beside the file name where they have submitted. Then they are free to submit a new file.

“Remove this selection” will remove the entire record from this submitter’s list of talks. Again, if a mistake is made they can go to the list of talks through the link at the top of the page to add this presentation again.

If the user is finished with the submission(s), click on “Completed”.



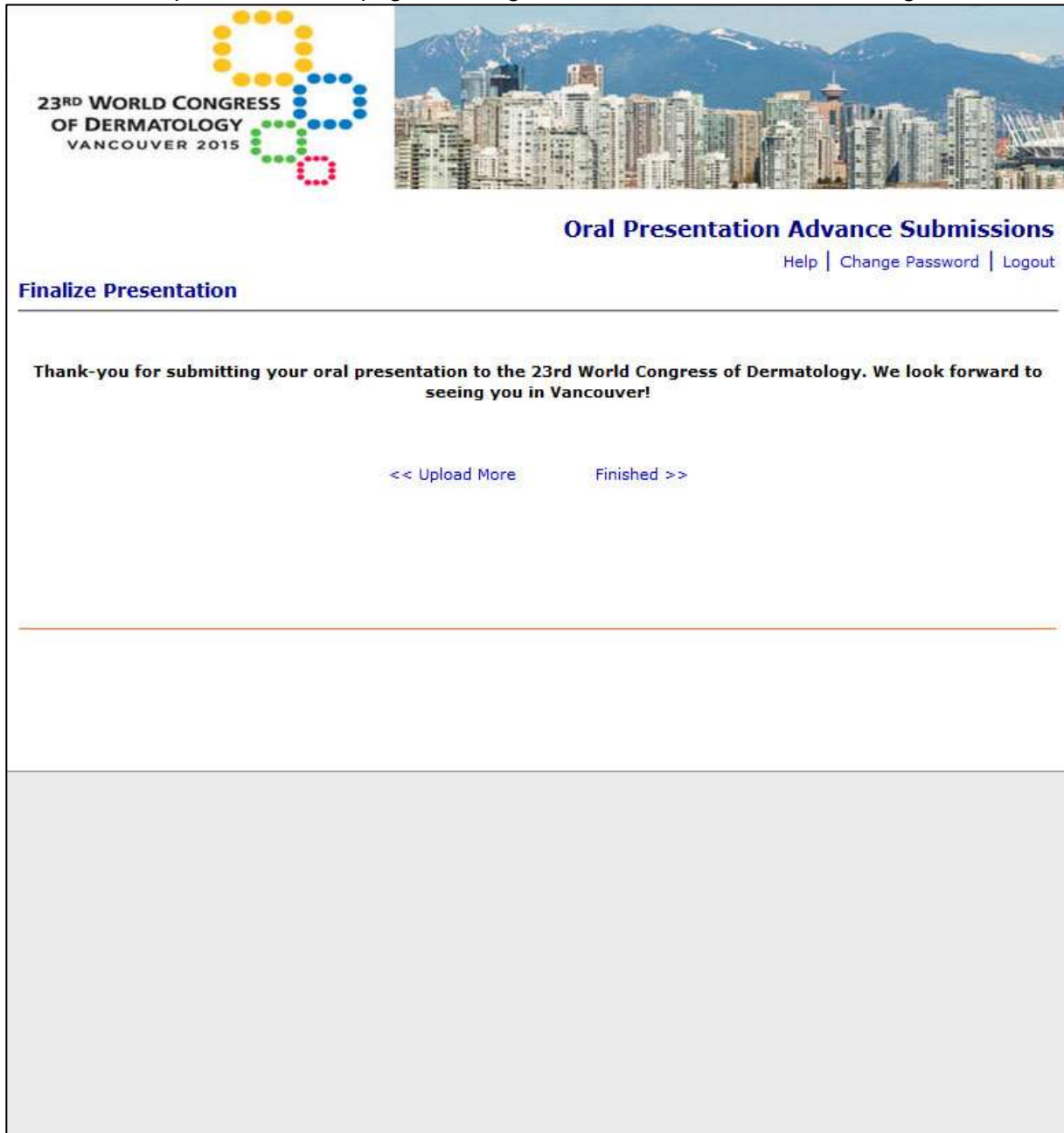
The screenshot shows the 'Oral Presentation Advance Submissions' page for Dr. Mark Rosenthal. It includes a header with the event logo and a cityscape image, a navigation bar with 'Help | Change Password | Logout', and a welcome message. Below the message is a list of instructions for adding/removing presentations and files. A table displays the submission details for Dr. Rosenthal, including the presentation title, session information, and uploaded files. The table has columns for Name, Presentation Title, Session Title, Session Date, Uploaded Files, and Options. The 'Options' column contains 'Remove this Selection' and 'Upload this Presentation' links. A green 'Completed' button is visible at the bottom of the submission list area.

Name	Presentation Title	Session Title	Session Date	Uploaded Files	Options
Rosenthal, Mark	DERMOSCOPIC FINDINGS OF SQUAMOUS CELL CARCINOMA CORRELATES WITH THE HISTOPATHOLOGIC DIFFERENTIATION GRADE.	FC50 Dermoscopy - Skin Imaging	13-Jun-15	• SY05 Rosenthal.pptx (delete)	Remove this Selection Upload this Presentation


Completed



Step 7: Clicking on “Completed” brings the user to the thank you page below. At this stage, the user will also receive an automatic confirmation email for their submission. Clicking “Upload more” returns the user to the presentation list page. Clicking “Done” sends the user to the congress website.



**23RD WORLD CONGRESS
OF DERMATOLOGY
VANCOUVER 2015**



Oral Presentation Advance Submissions

[Help](#) | [Change Password](#) | [Logout](#)

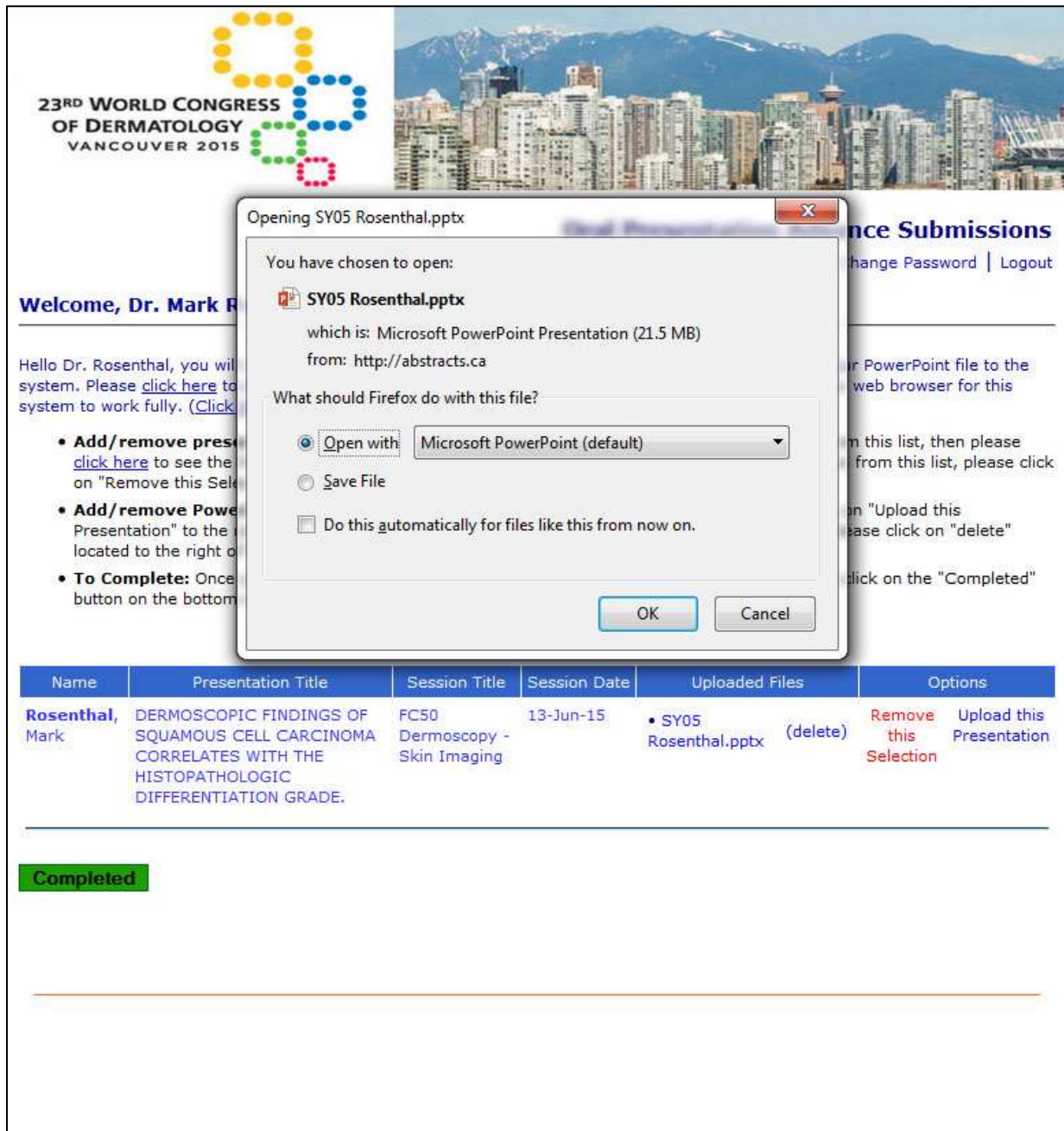
Finalize Presentation

Thank-you for submitting your oral presentation to the 23rd World Congress of Dermatology. We look forward to seeing you in Vancouver!

[<< Upload More](#) [Finished >>](#)



Note: If for any reason a presenter wishes to see what they have uploaded they can download the file for viewing by clicking on the actual file name under the “Uploaded Files” column.



The screenshot shows a web portal for the 23rd World Congress of Dermatology Vancouver 2015. A dialog box titled "Opening SY05 Rosenthal.pptx" is open, asking the user what they want to do with the file. The file is identified as a Microsoft PowerPoint Presentation (21.5 MB) from http://abstracts.ca. The "Open with" option is selected, set to "Microsoft PowerPoint (default)". There are "OK" and "Cancel" buttons at the bottom of the dialog.

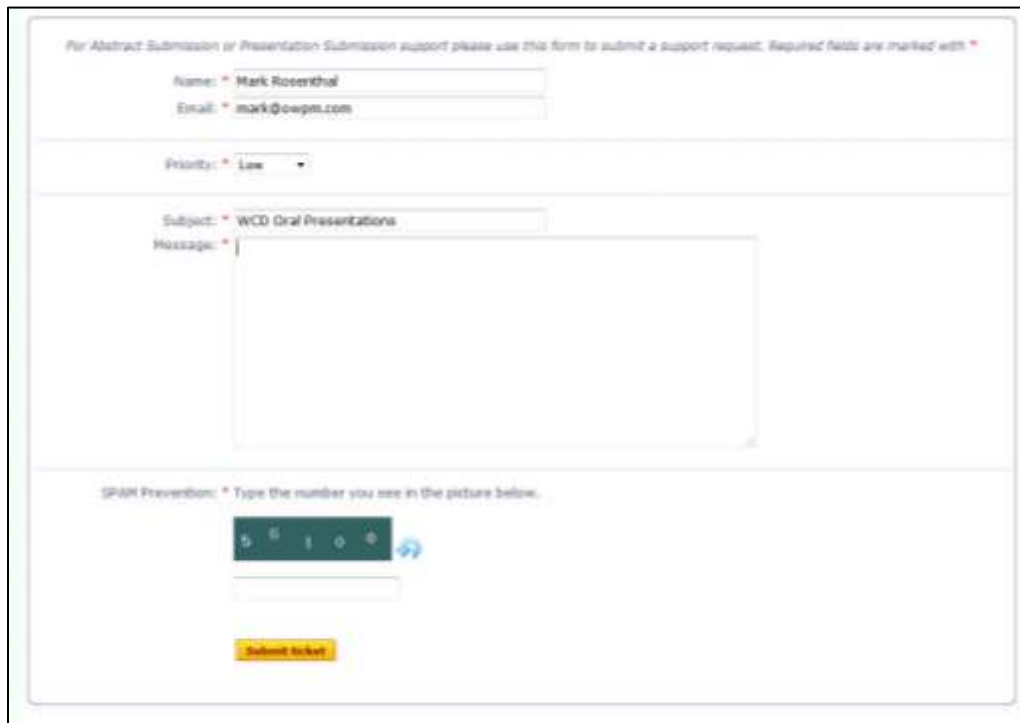
Below the dialog, a table lists the uploaded presentations:

Name	Presentation Title	Session Title	Session Date	Uploaded Files	Options
Rosenthal, Mark	DERMOSCOPIC FINDINGS OF SQUAMOUS CELL CARCINOMA CORRELATES WITH THE HISTOPATHOLOGIC DIFFERENTIATION GRADE.	FC50 Dermoscopy - Skin Imaging	13-Jun-15	• SY05 Rosenthal.pptx (delete)	Remove this Selection Upload this Presentation

A green "Completed" button is visible below the table.



Need Help? For individual support, users simply have to click on the “Help” link on the top of every page. It will forward them to our Help Desk system where we ticket and track all support requests.



For Abstract Submission or Presentation Submission support please use this form to submit a support request. Required fields are marked with *

Name: *


Email: *

Priority: *

Subject: *

Message: *

SPAM Prevention: * Type the number you see in the picture below.



If you experience any difficulty uploading your presentation, please contact wcd2015@fmav.ca for assistance and support. Please include the Presenting Author details, session name and a brief description of the problem experienced to help with any issues